

6 CAB & SEATS

Quality Suspension Seat

- Fully Assembled
- Sliding Base
- Flat Mounting
- Height Adjustment
- Flip-up Armrests
- Mounting for Seat Belts

S.61330 - Black



Gravotek™
QUALITY TRACTOR SEATS

Quality Suspension Seat

- Fully Assembled
- Flat Back
- Sliding Base
- Flat & Angled Mounting
- Mounting for Seat Belts

S.61344 - Black

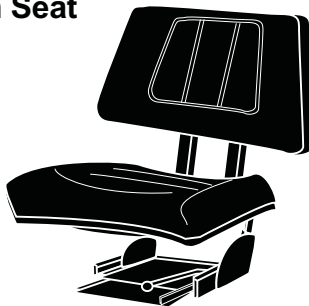


Gravotek™
QUALITY TRACTOR SEATS

Quality Suspension Seat

- Fully Assembled
- Flat Back
- Sliding Base
- Flat Mounting
- Mounting for Seat Belt

S.07000 - Black



Gravotek™
QUALITY TRACTOR SEATS

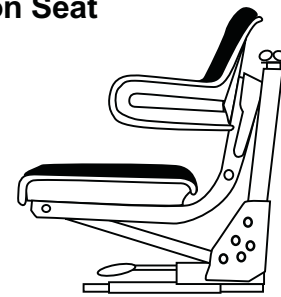
Quality Suspension Seat

- Fully Assembled
- Sliding Base
- Flat & Angled Mounting
- Mounting for Seat Belt

S.61341 - Black

S.61342 - Yellow

S.61343 - Blue



Gravotek™
QUALITY TRACTOR SEATS

Quality Suspension Seat

- Fully Assembled
- Sliding Base
- Flat Mounting
- Height Adjustment

S.71471- Black



Gravotek™
QUALITY TRACTOR SEATS

Quality Suspension Seat

- Fully Assembled
- Sliding Base
- Flat Mount

S.60700 - Black

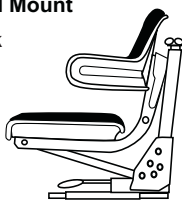


Gravotek™
QUALITY TRACTOR SEATS

Value Line Seat

- Assembled
- Sliding Base
- Flat or Angled Mount

S.71838 - Black



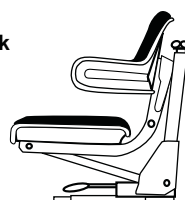
Gravotek™
VALUE LINE

Value Line Seat

- Unassembled
- Sliding Base
- Flat Mount

S.61499 - Black

S.60753 - Blue

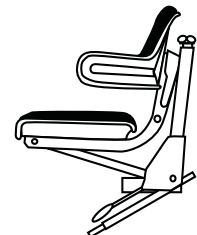


Gravotek™
VALUE LINE

Value Line Seat

- Assembled
- Sliding Base
- Angled Mount

S.07013 - Yellow



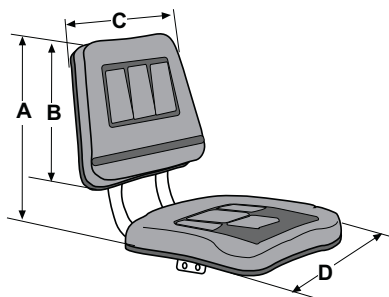
Gravotek™
VALUE LINE

Value Line Seat w/ Adjustable Brackets

A=17 3/4"
 B=11"
 C=14 7/8"
 D=15 1/2"

S.71837

Fits: Most Compact Tractors



Cloth Cab Seat

- Sliding Base
- Flat Mount
- Reclining Back Rest
- Adjustable Arms
- Black

S.71650 - Manual Adjuster

S.71659 - w/ 12volt Air Compressor



Value Line Narrow Suspension Seat - Black (15" Wide)

- Fully Assembled
- Sliding Base
- Flat or Angled Mount

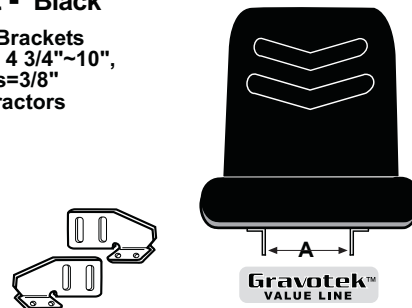
S.61990



Value Line Narrow Flip-up Seat - Black

- Assembly with Brackets
- Bracket adjusts 4 3/4"~10", A=1", Bolt Holes=3/8"
- Fits Compact Tractors
- 13" Height
- 16" Wide
- 12" Deep

S.61419




Universal Seat - Black

- Sliding Base
- Double Stitch Vinyl
- Fits Forklifts, Skidsteers

S.60500

Options:
 Armrests (S.61829)
 Seat Belts (S.61830)



Value Line Universal Seat - Black

- Universal Mount
- Includes Bracket
- 14" Height
- 18" Wide
- 13" Deep

S.02112



Value Line Slide Trac Seat - Black

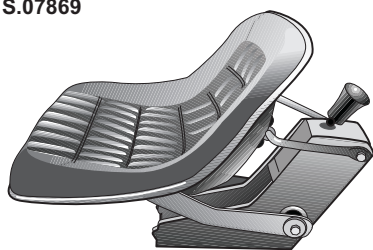
- Universal
- Sliding Base
- Fits Forklifts, Skidsteers

S.71653



Seat Assembly

S.07869

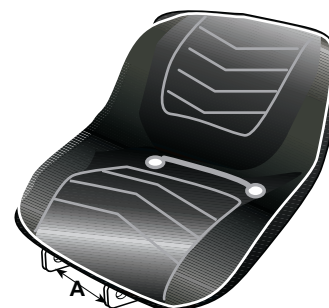


Compact Seat Assembly

S.71984 Orange Metal/Black Cushion (A=6", 3 Holes/10mm)

S.20351 Blue Metal/Black Cushion (A=6.5", 3 Holes/10mm)

S.20352 Blue Metal/Black Cushion (A=8", 3 Holes/10mm)



6 CAB & SEATS

Seat Assembly - Black

Includes S.61144 & S.43096

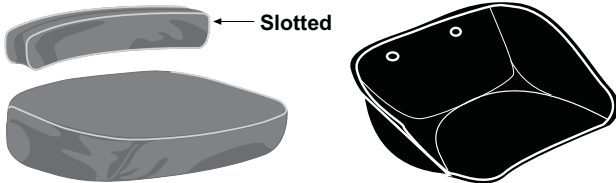
S.43234

Cushion Assembly - Black

Includes Backrest & Cushion

S.43096

Fits: Massy Ferguson



Seat Assembly - Grey

Includes S.61144 & S.00610

S.61390

Cushion Assembly - Grey

Includes Backrest & Cushion

S.00610

Backrest - Grey

S.00611

Seat Cushion - Grey

S.00612

Metal Seat Pan - Black Primer

S.61144

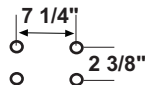
Fits: Massy Ferguson

Backrest Cushion - Top

- S.21670 - Black
- S.21671 - Blue
- S.21672 - Yellow



Backrest Bolt Hole Pattern

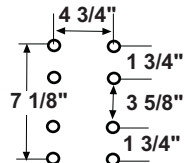


Seat Cushion - Bottom

- S.21673 - Black
- S.21674 - Blue
- S.21675 - Yellow



Seat Cushion Bolt Hole Pattern



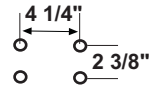
Use Dimensions to order

Backrest Cushion - Top

- S.71479 - Black
- S.71481 - Blue
- S.71483 - Yellow



Backrest Bolt Hole Pattern

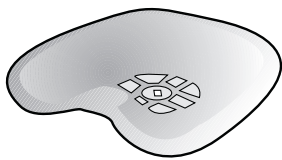
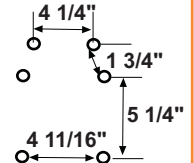


Seat Cushion - Bottom

- S.71480 - Black
- S.71482 - Blue
- S.71484 - Yellow



Seat Cushion Bolt Hole Pattern

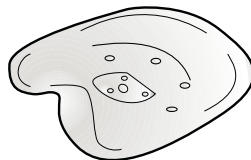


Shallow Seat Pan

(9/16" Square Hole)

Fits: Ford, Ferguson

S.71478

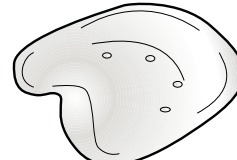


Deep Dish Seat Pan

(9/16" Square Hole)

Fits: Ford, Ferguson

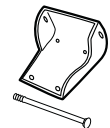
S.61598



Flip-over Seat Pan

Fits: Ford

S.61599



Hinge & Bolt

S.61557

Universal Seat Belt w/ Bolts

- 2 pc Kit
- 56" Long,
- 12mm Mounting Holes

S.01540



Universal Seat Belt

- 2 pc Kit
- 56" Long,
- 14mm Mounting Holes

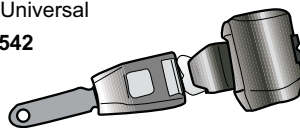
S.61830

Retractable Seat Belt w/ Bolts -

- 2 pc Kit
- 47 1/2"

Fits: Universal

S.01542



Vinyl Seat Cushions

Fits: Old style metal seat pans.
Made w/ solid foam.

Small = 19"

S.52664 - Red & White


S.52665 - Blue & White

S.52666 - Black

Large = 21"

S.52662 - Red & White

S.52663 - Green & Yellow



Wheel Spinners

Fits: Standard & Deep Dish Steering Wheels.
Display Box with order of 12 Spinners.

- S.52091 - Red, Wooden, Non-Ball Bearing
- S.52092 - Aluminum, Ball Bearing
- S.60918 - Black, Vinyl Covered, Ball Bearing
- S.60919 - Red, Vinyl Covered, Ball Bearing
- S.60920 - Blue, Vinyl Covered, Ball Bearing
- S.60921 - Green, Vinyl Covered, Ball Bearing
- S.60922 - Yellow, Vinyl Covered, Ball Bearing



Wheelspinners - for Shallow Dished



S.00626



S.00628

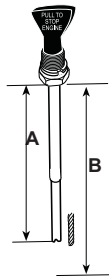
S.00637 15°

1

10

Engine Shut-off Cables 'Pull To Stop Engine' (7/16" Threads)

	A	B
S.67121	28"	39"
S.67463	36 1/2"	42"
S.67059	42"	48"
S.67060	51"	56"
S.65746	55"	68"
S.65747	63 1/2"	77"



Wheelspinners - for Deep Dished



S.00644



S.00614

S.00643 30°

1

5

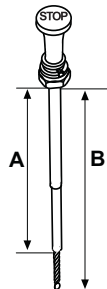
S.00637 15°

-

5

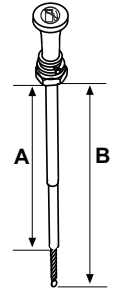
Engine Shut-off Cables

	A	B	Thread
S.61027	34 3/4"	41 1/2"	3/8"
S.61029	51 1/2"	58"	3/8"
S.14551	79"	86"	7/16"



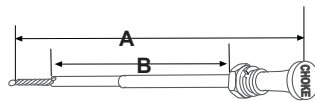
Engine Shut-off Cables (7/16" Threads)

	A	B
S.41847	40"	42"
S.41840	51"	53"



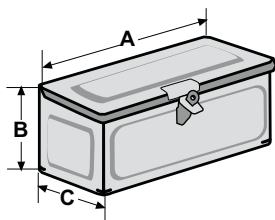
Choke Cable

	A	B
S.67271	48"	42"



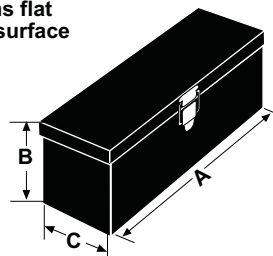
Tool Box - Red Primer (A=11", B=4 1/2", C=4")

Reuse original bracket
S.42931



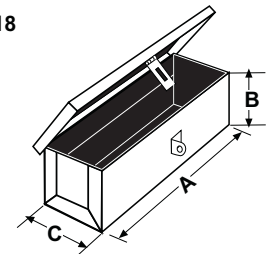
Tool Box - Black (A=16", B=4 3/4", C=5")

Lid opens flat
against surface
S.75928



Tool Box - Grey Metal (A=17", B=4 3/4", C=4 1/4")

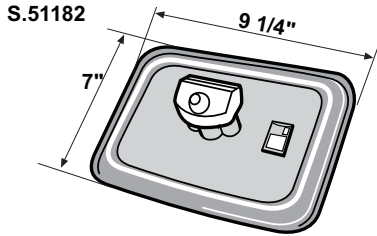
S.60518



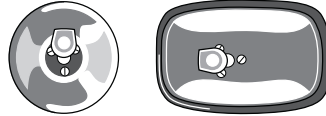
6 CAB & SEATS

Mirror - Convex

- Mounts Stud or Clamp to Arm
- Clamp 3/4"
- Stud 5/16"



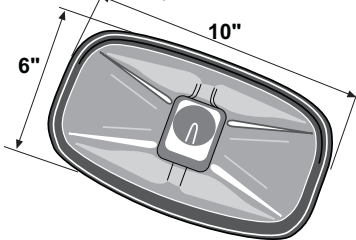
Standard Mirrors



Part No.	Shape	Size	Post Mounts	To Fit Arm	Stud
S.06215	Round, Flat	5" Ø	Center	7/16"-1/2"	1/4"
S.06216	Rectangular, Flat	5 1/8" x 7 3/4"	Center	7/16"-1/2"	1/4"
S.51906	Rectangular, Flat	5" x 7"	Off Center	5/8" only	-
S.06220	Rectangular, Flat	5 1/8" x 9 1/2"	Center	7/16"-1/2"	1/4"
S.06222	Rectangular, Flat	6 11/16" x 10"	Center	7/16"-1/2"	1/4"
S.06223	Rectangular, Flat	7" x 10"	Center	7/16"-1/2"	1/4"
S.06224	Rectangular, Convex	7" x 12 1/2"	Center	3/4" only	-

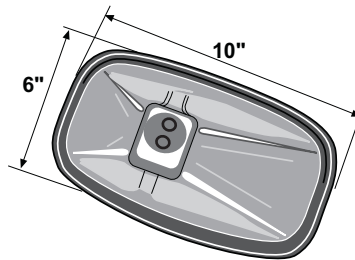
Raydyot Mirrors

- | | | |
|---------|----------------------------|---------------------------|
| S.54180 | Convex -
Clamp Centered | To Fit Arm
1/2" - 3/4" |
| S.51910 | Flat -
Clamp Offset | 5/8" only |



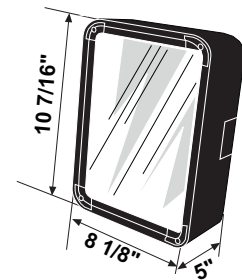
Britax Mirror

- | | | |
|---------|--|-------------------------|
| S.04155 | Convex, Grey,
Shatterproof,
Offset | To Fit Arm
3/8"-3/4" |
|---------|--|-------------------------|



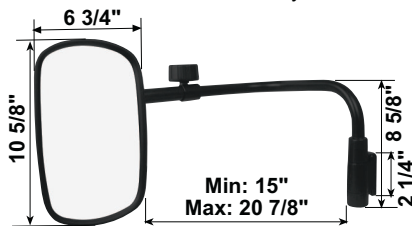
Mirror Head

- | | | |
|---------|--------|--------------------|
| S.14438 | Convex | To Fit Arm
3/4" |
|---------|--------|--------------------|



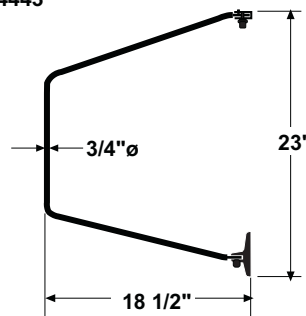
Telescopic Mirror Assembly

- | | |
|---------|------------------|
| S.10877 | Mirror Head only |
| S.10878 | RH Arm Assembly |
| S.10879 | LH Arm Assembly |



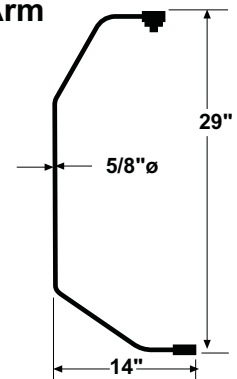
Mirror Arm

S.14443



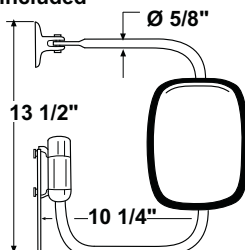
Mirror Arm

S.14444



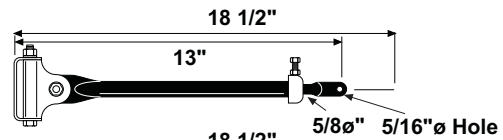
Spring Loaded Frame

- Mirror not included
 - Black
- S.04161

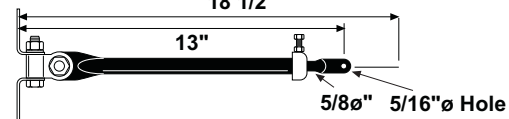


Adjustable Mirror Arms

S.06226



S.06227

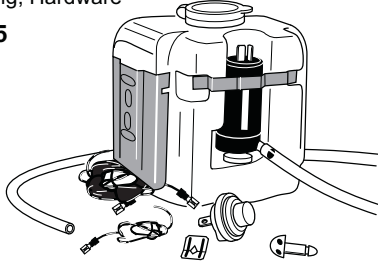


Windshield Washer Kit

- 1 1/2 quart
- 12 Volt

Contains: Reservoir w/ Pump, Switch, Wiring, 1 Dual Spray Nozzles, 6 ft Tubing, Hardware

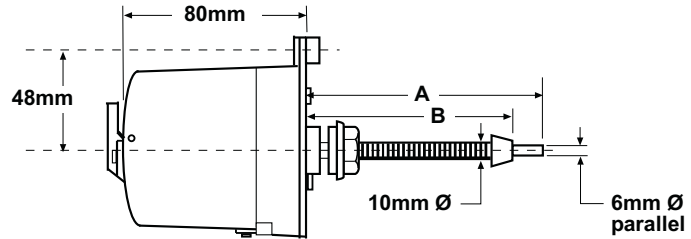
S.04835



Wiper Motors

- 12 Volt
- 4 Watt
- Standard Range

	A		B	
	ins	mm	ins	mm
S.05754	3 5/32"	80	2 3/4"	70
S.05755	4 1/8"	105	3 35/64"	90



Wiper Arm and Blade Kits

- 4 Watt Motors with 6mm parallel shafts



S.03892

2 pcs

Arm Length
12"



S.04809

2 pcs

Arm Length
16"



S.05957

2 pcs

Arm Length
20"

Contains: 1 Arm, 1 Blade

Wiper Blades

- Supplied with adaptors to fit most applications

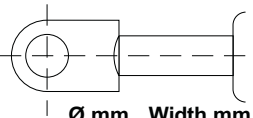
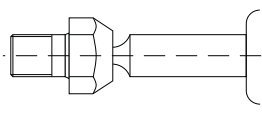
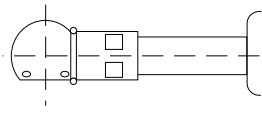
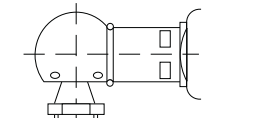
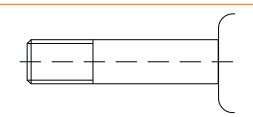
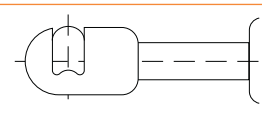
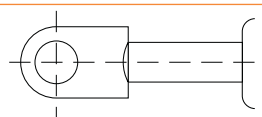
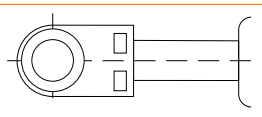
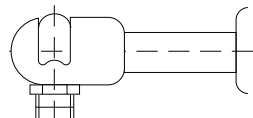
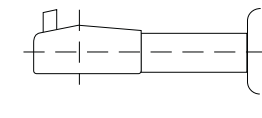
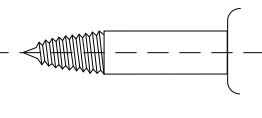
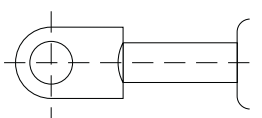
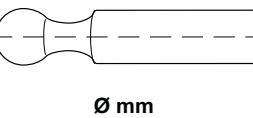
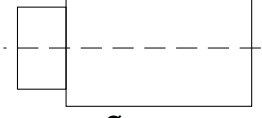
- S.19771 12"
- S.19774 16"
- S.19775 18"
- S.19776 19"
- S.19777 20"
- S.19778 22"
- S.19779 24"



6 CAB & SEATS



Gas Struts End Fitting Guide

A Eyelet (Metal)	B Straight Ball Joint	C Ball Socket (Metal)	D Ball Joint (Metal)
 <p>Ø mm Width mm</p> <p>1) 6 3 2) 6 10 3) 8 3 4) 8 5 5) 8 10</p>	 <p>Thread Size</p> <p>M8</p>	 <p>To Take Ball Ø</p> <p>1) 10mm 2) 13mm</p>	 <p>Thread Size</p> <p>1) M8 x 13 2) M8 x 16</p>
E Plain Thread	F Ball Socket (Plastic)	G Eyelet (Plastic)	H Eyelet (Metal)
 <p>Thread Size</p> <p>1) M6 2) M8</p>	 <p>To Take Ball Ø</p> <p>10mm</p>	 <p>Ø mm Width mm</p> <p>1) 8 10 2) 10 10</p>	 <p>Ø mm Width mm</p> <p>6 14</p>
I Ball Joint (Plastic)	J Ball Socket (Plastic)	K Screw	L Tapered Eyelet (Metal)
 <p>Thread Size</p> <p>M8 x 13</p>	 <p>To Take Ball Ø</p> <p>10mm</p>	 <p>Screw Size</p> <p>6mm</p>	 <p>Ø mm Width mm</p> <p>1) 8 10 2) 10 12</p>
M Ball End (Fixed)	N Flat End		
 <p>Ø mm</p> <p>8</p>	 <p>Ø mm</p> <p>20</p>		

Specifications



PART No.	OVERALL LENGTH mm	RAM LENGTH-STROKE mm	CYLINDER Ø mm	RAM Ø mm	END FITTINGS		PRESSURE (N)
					a	b	
S.19404	500	205	18	8	C2	C2	220
S.19408	500	215	18	8	A5	D1	180
S.19412	500	160	18	8	A5	D2	180
S.19415	750	325	18	8	J	J	150
S.19416	550	230	18	8	F	F	180
S.19418	275	85	18	8	C2	C2	350
S.19419	280	90	18	8	G2	G2	520
S.19420	285	90	18	8	G2	G2	380
S.19423	250	65	16	6	A3	A3	180
S.19442	500	205	18	8	C2	C2	220
S.19453	400	151	22	10	L2	L2	200
S.19455	400	162	18	8	A4	A4	330
S.19456	475	200	18	8	F	F	150
S.19796	205	55	18	8	D2	C2	300